

# BRAINSTORMING

## Story Ideas

1.

2.

3.

## Make a character

Name:

Name:

Appearance:

Appearance:

Good traits:

Good traits:

## Conflict/Problems

1.

2.

3.

# Character Development

What is your characters name: \_\_\_\_\_

What does your character look like: \_\_\_\_\_

Where is your character from: \_\_\_\_\_

What are your characters hobbies: \_\_\_\_\_

\_\_\_\_\_

Who is your characters best friend: \_\_\_\_\_


\_\_\_\_\_

What is your character bad at: \_\_\_\_\_

\_\_\_\_\_

What does your character like to eat: \_\_\_\_\_

Draw a picture of your character



# Character Development

What is your characters name: \_\_\_\_\_

What does your character look like: \_\_\_\_\_

Where is your character from: \_\_\_\_\_

What are your characters hobbies: \_\_\_\_\_

\_\_\_\_\_

Who is your characters best friend: \_\_\_\_\_


\_\_\_\_\_

What is your character bad at: \_\_\_\_\_

\_\_\_\_\_

What does your character like to eat: \_\_\_\_\_

Draw a picture of your character



# Setting Development

Where does your story take place: \_\_\_\_\_

What objects are located in your setting: \_\_\_\_\_

\_\_\_\_\_

What is the weather like in your setting \_\_\_\_\_

\_\_\_\_\_

Does your story take place in the past, present or future.

\_\_\_\_\_

Write 2 sentences describing the setting of your story

\_\_\_\_\_

\_\_\_\_\_

Draw a picture of your setting



A large, empty rounded rectangular box with a black border, intended for drawing a picture of the setting.

# PLOT TWIST!

Write three ideas for possible plot twists.

A plot twist is an event that completely changes the story. It often adds new information that the characters did not previously know. It is a big surprise in the middle of the story.

1.

2.

3.

# **OUTLINE:**

**Characters**

**Setting**

**Conflict**

**Beginning**

Event 1

Event 2

Event 3

**Middle**

Event 1

Event 2

Event 3


**End**

Event 1


Event 2


Event 3











# Final Draft

Before starting your final draft, have an adult revise and edit the rough draft. Then make corrections.

Junior division stories must be hand written. Use your best handwriting. Stories must be legible to be judged. Senior division stories may be hand written or typed.

You may print more copies of the final draft worksheets if you need more pages or you wish to start your final draft again.

Word count: \_\_\_\_\_

Title: \_\_\_\_\_

Author: \_\_\_\_\_

Address: \_\_\_\_\_

Phone number: \_\_\_\_\_

